

MIS-65

Wraparound Sleeves for Offshore Pipeline Joints

MIS-65 heat shrinkable sleeve series provides superior direct-to-pipe corrosion protection for offshore pipeline joints. The product has been specifically developed to meet the demanding offshore installation times while providing consistent joint-to-joint performance and easily enduring harsh infill operations.

Robust and Reliable

- Crosslinked polyethylene backing works with purpose engineered adhesive to provide tight seal against corrosion at the pipe surface
- Adhesive is compatible with a variety of mainline coatings including 3LPE, 3LPP, FBE, DFBE, CTE and AE

Infill Ready






- MIS-65 shrink sleeves are designed to be used with lay barge applied infill systems including PU foam and solid PU and withstand high temperatures associated with the infill processes
- The MIS-65 sleeve system provides long term corrosion protection for pipelines operating up to 65°C

Maximize Cost Savings

- One-piece sleeve construction with pre-attached closure reduces installation time, resulting in high production rates
- Low preheat adhesives result in fast pipe preparation and reliable sleeve application



Applications

-  Offshore Pipelines
-  Oil & Gas
-  Infill Systems
-  Reel, J & S Lay
-  Girth-Weld Joints



Sleeve Operating Characteristics		MIS-65
Maximum Operating Temperature*		65°C (150°F) (Up to 95°C (203°F) for offshore applications with infill)
Minimum Installation Temperature		65°C (150°F)
Mainline Coating Compatibility		PE, PP, FBE, DFBE, CTE, AE

Adhesive Properties	Standard	Typical Value
Softening Point	ASTM E28	134°C (273°F)
Lap Shear @ 23°C	ISO 21809-3	> 0.23 N/mm ²
Lap Shear @ 65°C	ISO 21809-3	0.016 N/mm ²

Backing Properties		
Tensile Strength	ASTM D638	22.8 MPa
Elongation	ASTM D638	600%
Hardness - Shore D	ASTM D2240	57
Dielectric Strength	ASTM D149	35 kV/mm
Water Absorption	ASTM D570	0.04%

Sleeve Properties**		
Adhesion Strength @ 23°C	ISO 21809-3	2.14 N/mm
Adhesion Strength @ 65°C	ISO 21809-3	0.12 N/mm
Impact Resistance	ISO 21809-3	> 5 J/mm, No Holidays
Indentation Resistance	ISO 21809-3	> 0.6 mm residual thickness
Cathodic Disbondment @ 23°C	ISO 21809-3	< 5.5 mm
Cathodic Disbondment @ 65°C	ISO 21809-3	< 18 mm

* Actual maximum operating temperature is dependent on project requirements.

** Results are for the 'T' configuration of product with Sa2½ surface preparation conditions

Thickness Designation*	'T'	'L'	'S'
Backing as supplied	0.9 mm (0.035")	0.9 mm (0.035")	1.1 mm (0.045")
Backing fully recovered	1.2 mm (0.047")	1.2 mm (0.047")	1.4 mm (0.055")
Adhesive as supplied	0.9 mm (0.035")	1.1 mm (0.045")	1.5 mm (0.060")

* Custom thicknesses are also available. Contact your Canusa-CPS representative for details. Minimum Order Quantities may apply.

Nomenclature & Ordering Information		Product Description	MIS-65	
Designation	Standard Options		'T' - Thickness	BK - Black
Sleeve Length (mm)	Defined by Outside Pipe Diameter in mm 60mm – 2540mm (2.375" – 100")	<p>MIS-65 915-550 BK/T</p>		
Standard Sleeve width (mm)	500mm, 550mm, 650mm			
All sleeves for offshore supply will include corner cuts and a pre-attached CLRU closure patch. Special widths as well as bulk roll configuration of the product are available upon request. Consult with your local Canusa-CPS representative for further details.			550 mm (22")	
			915 mm (36" Pipe OD)	

Since 1967, Canusa-CPS has been a leading developer and manufacturer of specialty pipeline coatings for the sealing and corrosion protection of pipeline joints and other substrates. Canusa-CPS high performance products are manufactured to the highest quality standards and are available in a number of configurations to accommodate many specific project applications.

The product information shown here is intended as a guide for standard products.

Consult your Canusa representative for specific projects or unique applications at info@canusacps.com.



Western Hemisphere

SFL Canusa - WH
4757 93rd Ave NW
Edmonton, Alberta T6B 2T6
Canada

Tel: +1 587-754-8701

Europe

SealForLife Industries
Nijverheidsstraat 13
B-2260 Westerlo
Belgium

Middle East

SFL Canusa Middle East PPTS LLC
KLP5, Block B, Unit B-01,
Sector no.: KHIA8, Al Ma'mourah
PO Box 2621, Abu Dhabi,
The United Arab Emirates

Quality Management
system registered to
ISO 9001

Canusa warrants that the product conforms to its chemical and physical description and is appropriate for the use stated on the product data sheet when used in compliance with Canusa's written instructions. Since many installation factors are beyond our control, the user shall determine the suitability of the products for the intended use and assume all risks and liabilities in connection therewith. Canusa's liability is stated in the standard terms and conditions of sale. Canusa makes no other warranty either expressed or implied. All information contained in this data sheet is to be used as a guide and is subject to change without notice. This data sheet supersedes all previous data sheets on this product. E&OE

PDS_MIS65_rev020